


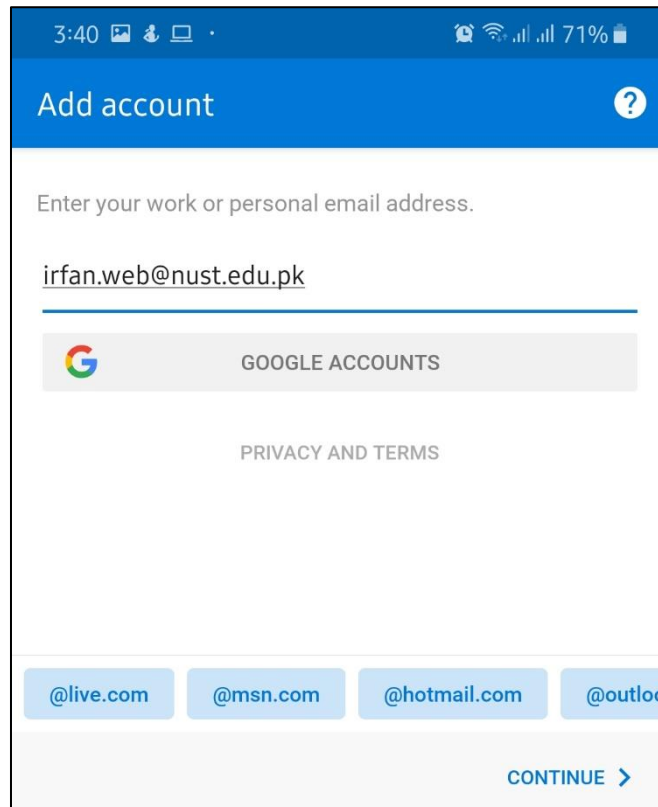
## NUST MS-O365 Mail Configuration on Mobile Devices

### Android Mail Settings:


1. Install the **Outlook for Android** app from the [Google Play Store](https://play.google.com/store/apps/details?id=com.microsoft.office.outlook) and then open it and click “**GET STARTED**”



2. Enter your existing email address and click “Continue” as shown below:

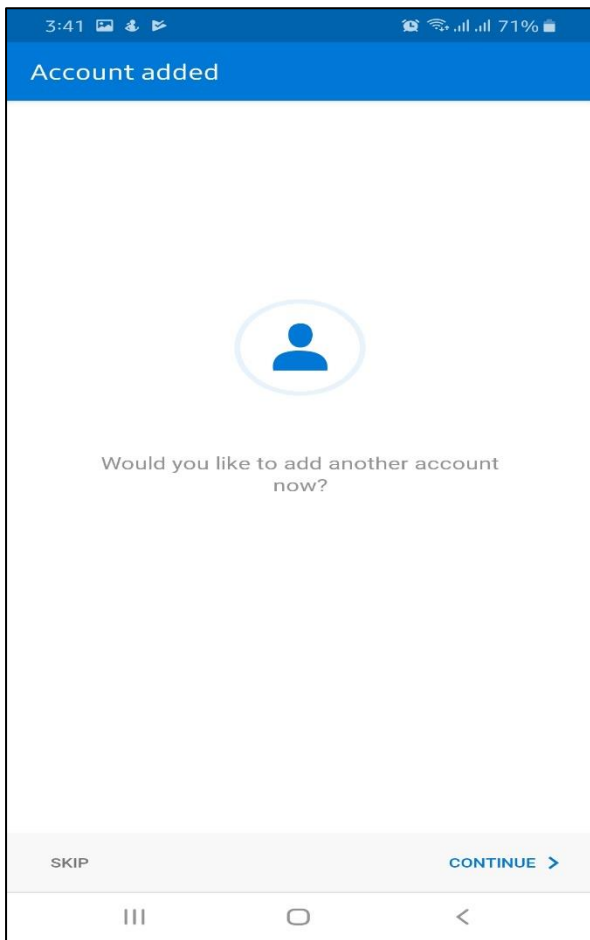


3. Enter your email password, click “Sign In” button, and wait for system processing.



4. Setup complete, click “skip” (4a) to open your mailbox (4b)

4 a.



4 b.

